

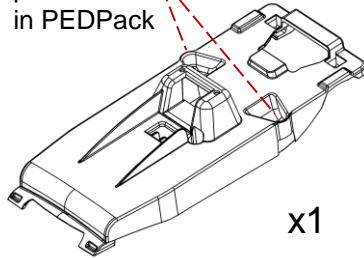
**NOTE**

**CABLE MANAGEMENT**

Cables should be fed through FlexiPole and connected to PED before fitting PEDPack. Please read the "Split Pole" install guide provided for instructions.

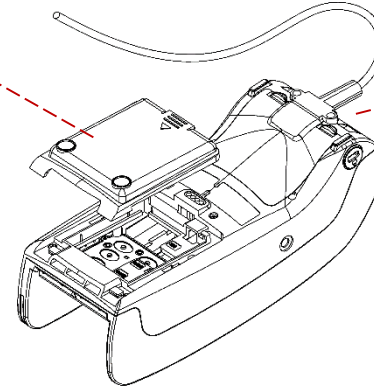
**PARTS**

2 x screws pre-installed in PEDPack



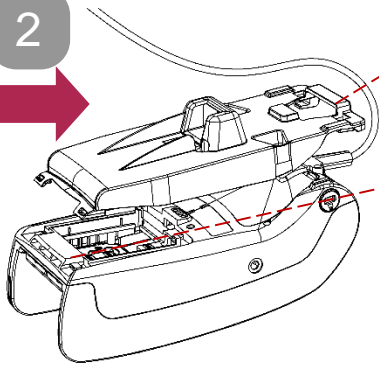
1

Remove SIM cover from PED



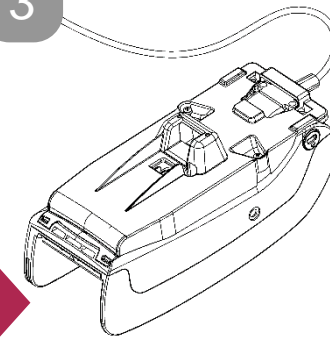
Attach cables.  
NB (if using split pole, cable should be fed through pole prior to fitting PEDPack. See split pole install guide)

2



- Insert upper hooks into cable end of PED.
- Slide PEDPack up until lower hooks fully engage

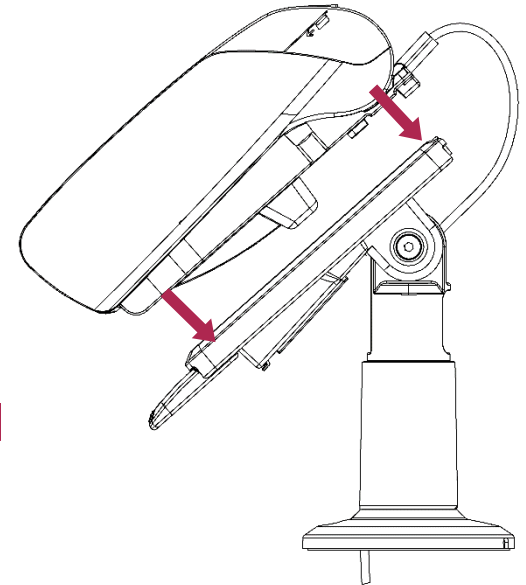
3



Tighten pre-installed screws to secure PEDPack

4

Fit PED onto plinth



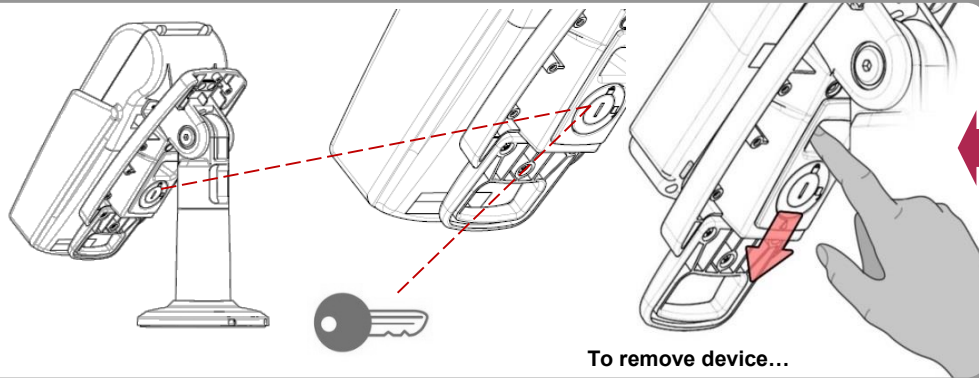
5

GENERIC PED SHOWN

**OPTIONAL**

If locking device, turn key then remove to secure.

To unlock, first ensure key fitted.



To remove device...